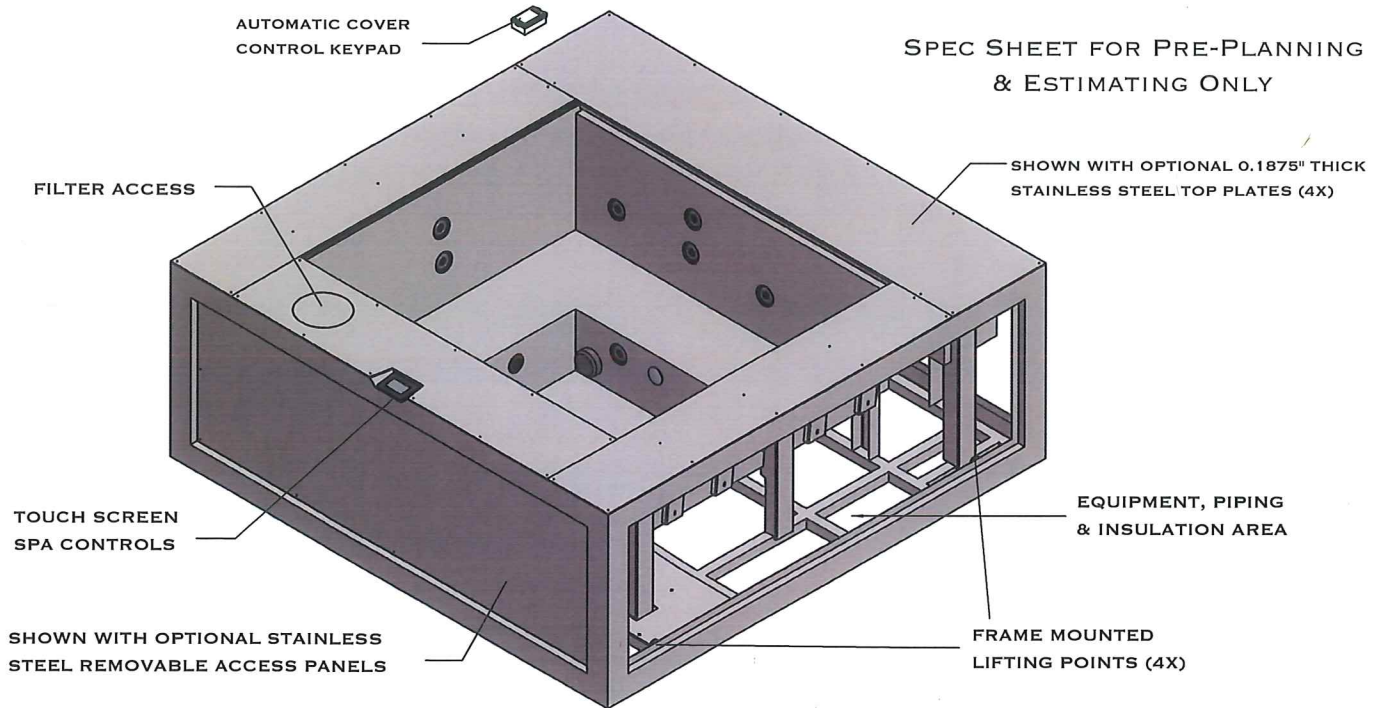




MONARCH PORTABLE SPA

DIAMOND STAINLESS STEEL ABOVE GROUND WITH AUTOCOVER SPECIFICATIONS

SPEC SHEET FOR PRE-PLANNING & ESTIMATING ONLY



FEATURES:

- + 316L STAINLESS STEEL SPA SHELL WITH 304L STAINLESS STEEL FRAME
- + REMOVABLE ACCESS PANELS ARE AVAILABLE IN STAINLESS STEEL OR COPPER
- + 5-6 BATHER CAPACITY
- + LED LIGHTING
- + 14 HYDROTHERAPY JETS
- + FULLY INSULATED WITH 2-PART POLYURETHANE FOAM (NOT SHOWN)
- + RIGID FOAM COVER WITH R-15 INSULATION AND ASTM CERTIFICATION
- + UV LIGHT & HYDROGEN PEROXIDE SANITIZATION
- + OVERALL DIMENSIONS: 101" X 101" X 39"
- + WATER CAPACITY: 387 GALLONS
- + EMPTY WEIGHT: 2,543 LBS
- + FULL WEIGHT: 5,771 LBS

CERTIFICATIONS:

STAINLESS STEEL SHELLS ONLY:

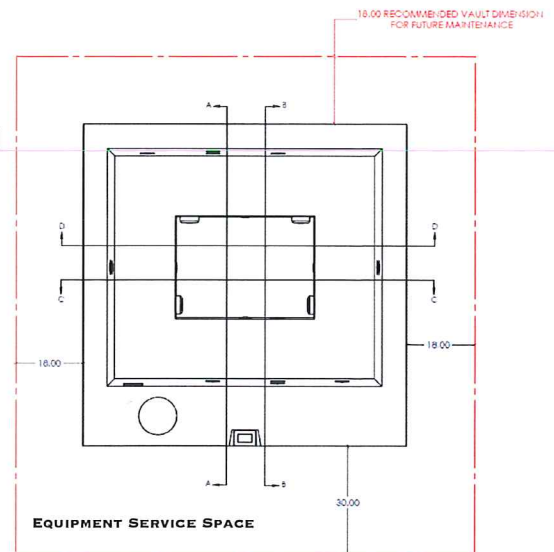
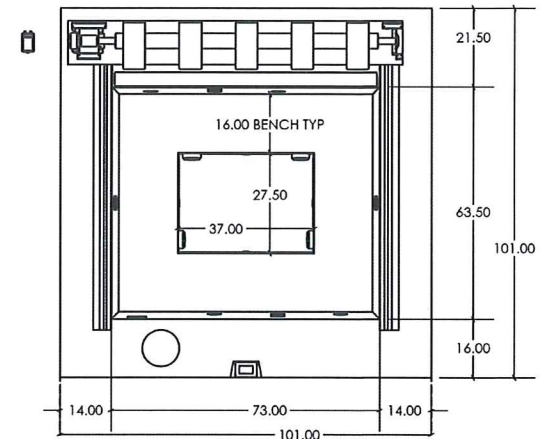
- + CERTIFIED TO MEET CEC APPLIANCE EFFICIENCY STANDARDS FOR PORTABLE ELECTRIC SPAS
- + CERTIFIED TO MEET ANSI/APSP-14 STANDARD FOR PORTABLE SPA ENERGY EFFICIENCY

STAINLESS STEEL & COPPER SHELLS:

- + IAPMOEGS LISTING FOR UL 1795 AND CSA C22.2 STANDARDS

POWER REQUIREMENTS:

- + (1x) 230V 50A GFCI SERVICE AT EQUIPMENT FOR SPA CONTROL AND 5.5KW ELECTRIC HEATER
- + (OPTIONAL 1x) 230V 30A GFCI SERVICE AT EQUIPMENT FOR AUX 5.5KW ELECTRIC HEATER
- + (1x) 120V 15A GFCI SERVICE AT AUTOCOVER KEYPAD
- + SPA SHELL AND ALL EQUIPMENT TO BE BONDED W/ MIN. #6AWG BARE COPPER CONDUCTOR



1.800.951.SPAS (7727) 720.864.9115 FAX 866.605.2358

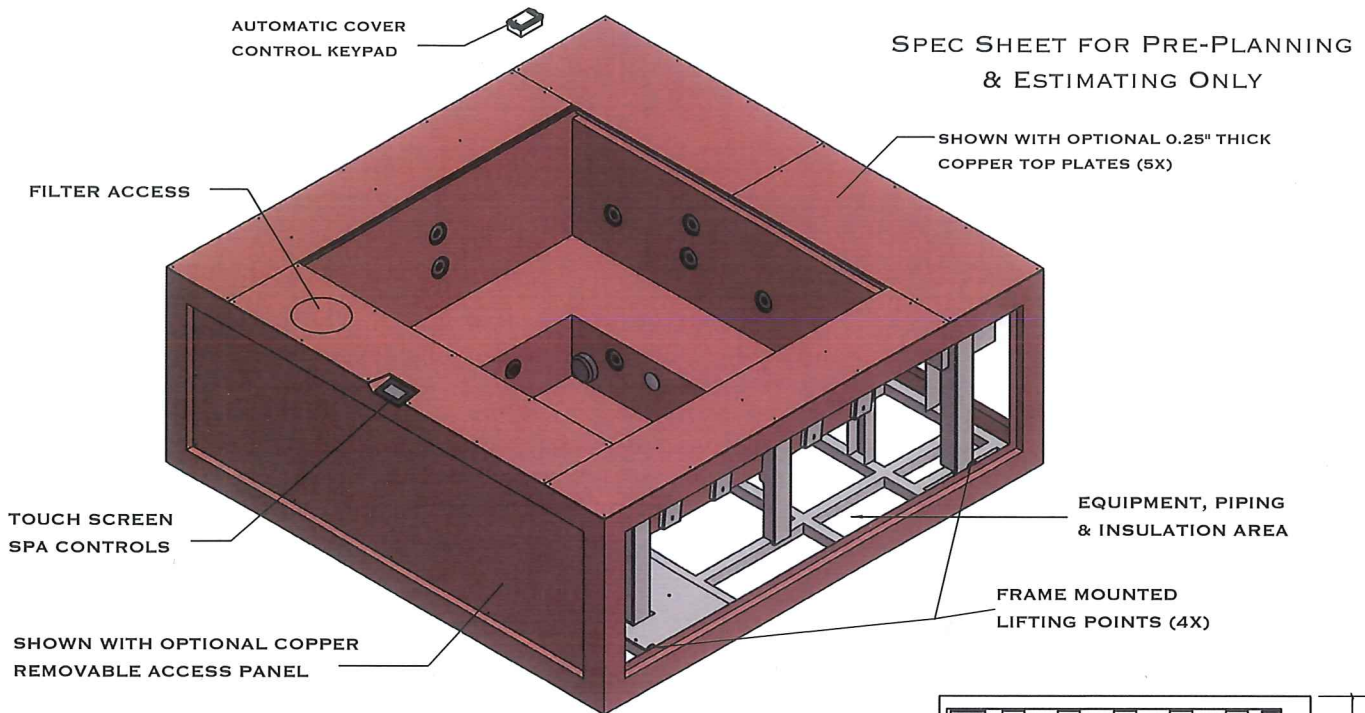
DIAMONDSPAS.COM INFO@DIAMONDSPAS.COM



MONARCH PORTABLE SPA

COPPER ABOVE GROUND WITH AUTOCOVER

SPECIFICATIONS



- FEATURES:**
- + COPPER SPA SHELL WITH 304L STAINLESS STEEL SUPPORT FRAME
 - + REMOVABLE ACCESS PANELS ARE AVAILABLE IN STAINLESS STEEL OR COPPER
 - + 5-6 BATHER CAPACITY
 - + LED LIGHTING
 - + 14 HYDROTHERAPY JETS
 - + FULLY INSULATED WITH 2-PART POLYURETHANE FOAM (NOT SHOWN)
 - + RIGID FOAM COVER WITH R-15 INSULATION AND ASTM CERTIFICATION
 - + UV LIGHT & HYDROGEN PEROXIDE SANITIZATION
 - + OVERALL DIMENSIONS: 101" x 101" x 39"
 - + WATER CAPACITY: 387 GALLONS
 - + EMPTY WEIGHT: 2,694 LBS
 - + FULL WEIGHT: 5,922 LBS

- CERTIFICATIONS:**
- STAINLESS STEEL & COPPER SHELLS:
- + IAPMOEGS LISTING FOR UL 1795 AND CSA C22.2 STANDARDS

- POWER REQUIREMENTS:**
- + (1X) 230V 50A GFCI SERVICE AT EQUIPMENT FOR SPA CONTROL AND 5.5KW ELECTRIC HEATER
 - + (OPTIONAL 1X) 230V 30A GFCI SERVICE AT EQUIPMENT FOR AUX 5.5KW ELECTRIC HEATER
 - + (1X) 120V 15A GFCI SERVICE AT AUTOCOVER KEYPAD
 - + SPA SHELL AND ALL EQUIPMENT TO BE BONDED W/ MIN. #6AWG BARE COPPER CONDUCTOR

